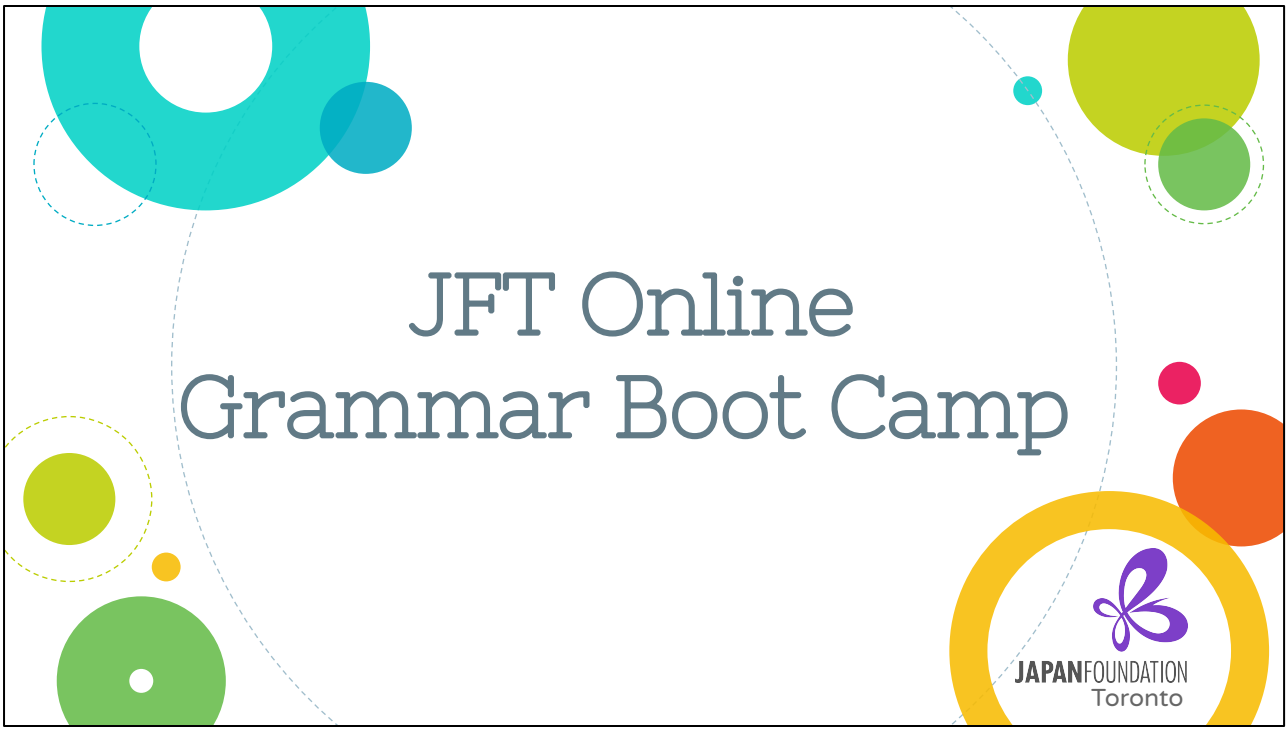
JFT Online
Grammar Boot Camp
JAPANFOUNDATION
Toronto

Before You Start

A computer or tablet is recommended.

While many activities in this boot camp can be done on a phone, there are a few where text might be too small on a phone.

Goal

Lower-Levels

Have a good grasp of basic grammar within 3 weeks

Upper-Levels

Review and/or reinforce your knowledge

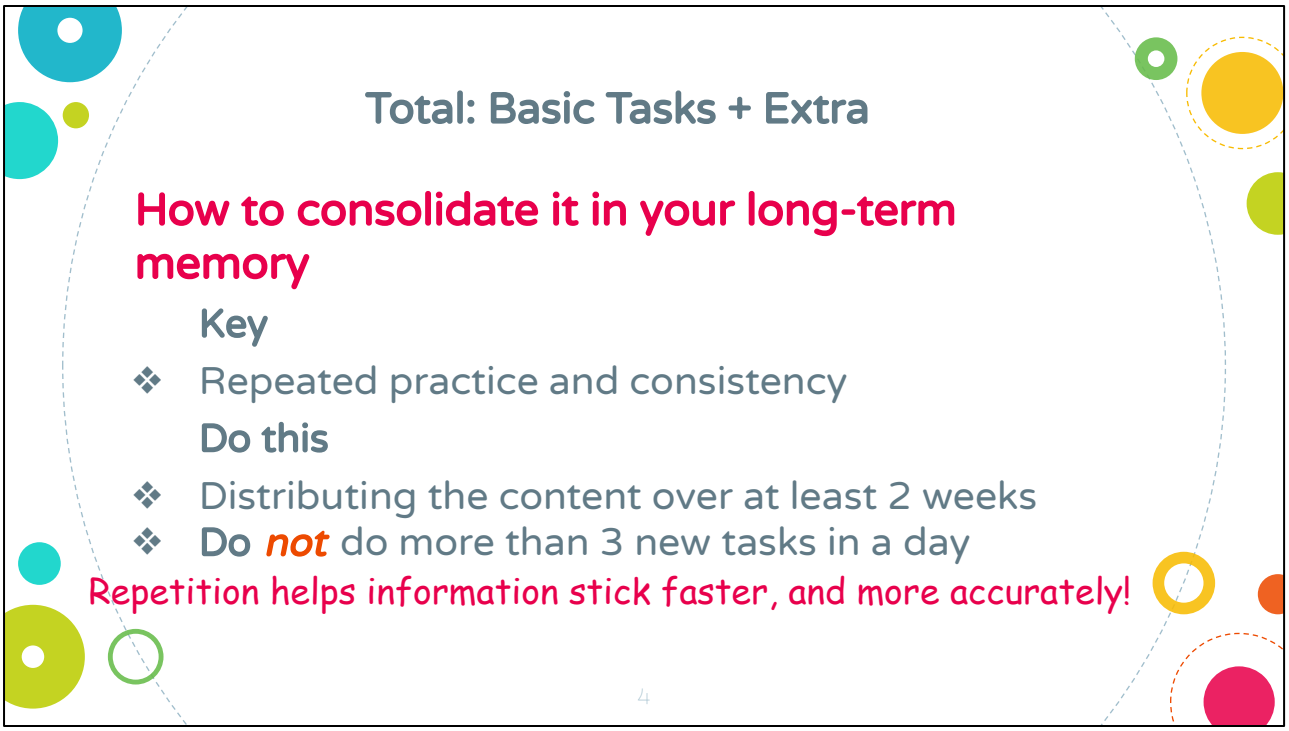

The course will have anywhere between 10-30 tasks in total, and sometimes you may find a few extra tasks for those who want an extra challenge.
Each task takes around 5-10 minutes to complete, so you may be tempted to go through many tasks in a day. But to consolidate it in your long-term memory, repeated practice is key.
That's why we have set up the course schedule to run over a few weeks.

You will be able to access the tasks you have already completed on Google Classroom, though, and redoing those can be an effective way to practice what you have already learned.

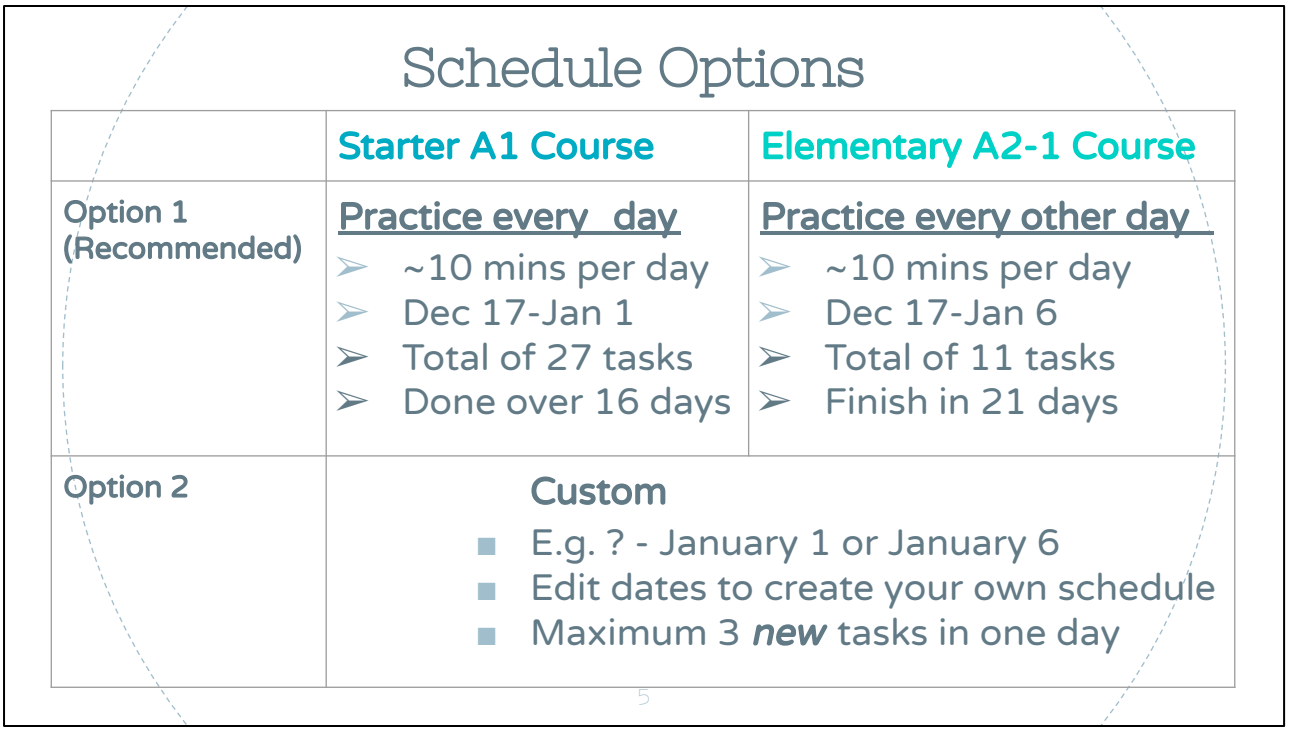

We recommend the following schedules:

1) For the Starter A1 course, we recommend you practice **every day**

For example, in a 2-week course starting on December 17, you would practice everyday until January 1 as per the **model schedule** we will provide

2) For the Elementary A2-1 course, we recommend you practice **every other day**

The content of this course is more intensive (11 tasks in 21 days) so this schedule will help you better consolidate the information.

If the course starts on December 17, this would mean you will do your course tasks every other day until January 6, one day on one day off, as per the **model schedule** we will provide

If the everyday/every other day schedule does not work for you, you can go with the custom option.

Remember, even for the custom course, keep the maximum to 3 ***new*** tasks per day, and aim to finish the course by the designated time which in this example, is January 6.

Continuing is easier if you turn practice into a habit.

E.g., making it a habit to always do one task after breakfast, or during lunch break.

We recommend deciding on a time of the day to do the tasks and incorporate them into your routine

Getting Started

1. Fill out registration form on our website
2. Receive Google Classroom invite link by the course's start date
3. Using the link, join Google Classroom with your Google Account
4. Open the course schedule.

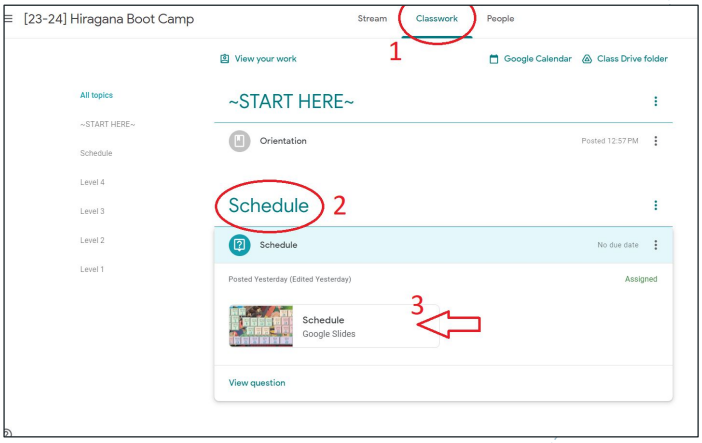

After filling out the registration form on our website, you will receive a Google Classroom invite link by the course's start date.
Once you join Google Classroom with your Google Account, head to Classroom > Classwork > Schedule and open the slide. Here you will find the course's model schedule.

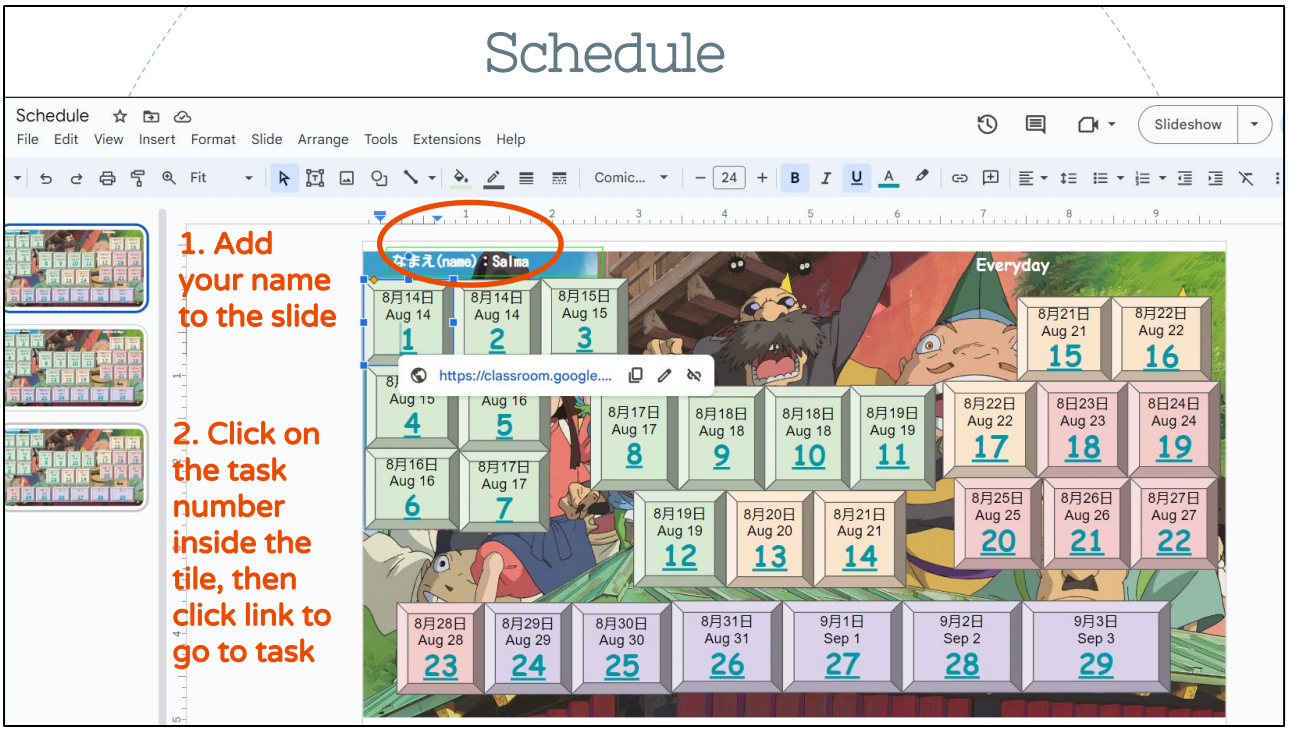

This is what the schedule would look like. There is a tile box for each of the course tasks and dates. In this example here, the first day of the course is August 14, and the last is September 3. Dates are written in Japanese, with the month first then the day. For the schedule where you do a task everyday, this is what your slide will look like.

Let's say today is the first day of the boot camp. Clicking the task number will open the task instruction page in Google Classroom.
This is where you can do your tasks.

Schedule

Upon finishing a task, remove the tile from your schedule slide.

To remove, click on tile and press delete or backspace button on your keyboard.

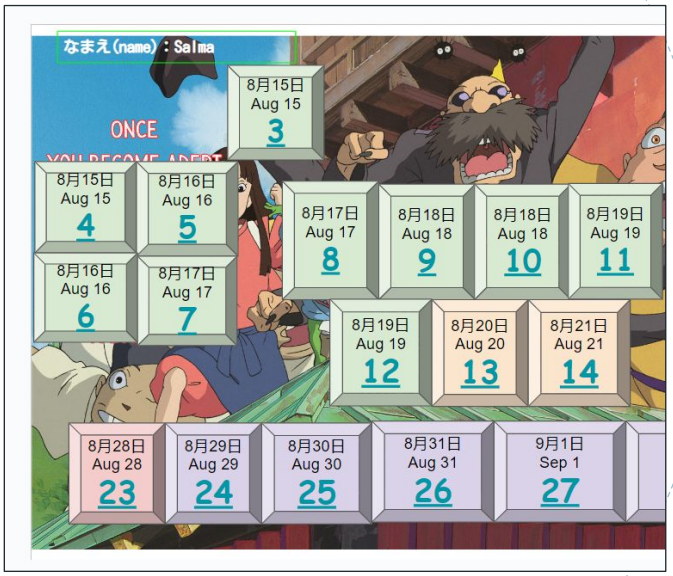

When you're done with this day's task(s), go back to the slide that has your schedule and delete/remove the tile box for that day. You remove the tile by clicking on it and then pressing the delete or backspace button on your keyboard.

When you're done with all the tasks, you will be able to see a special message, so do your best to complete this!

You can also go back to Google Classroom and click “Done” then “turn in” your task.

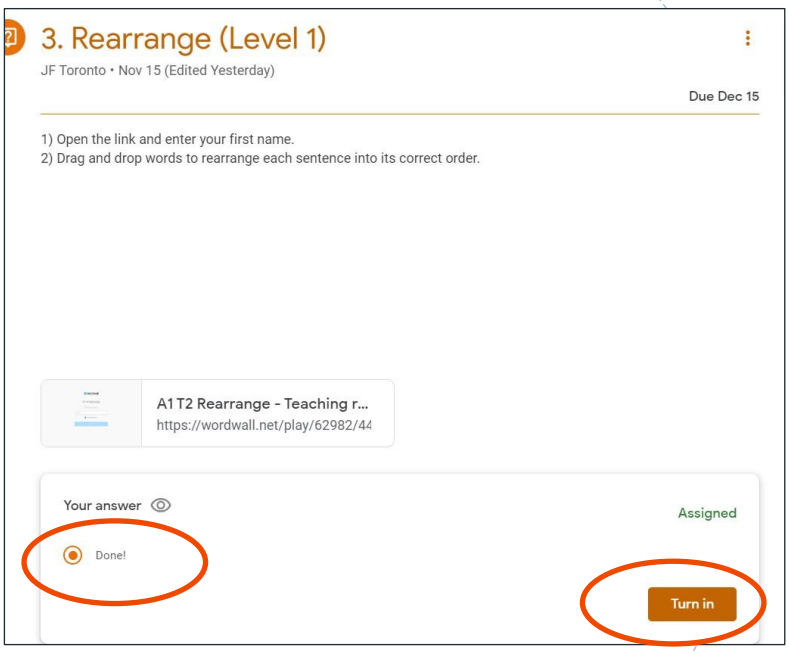

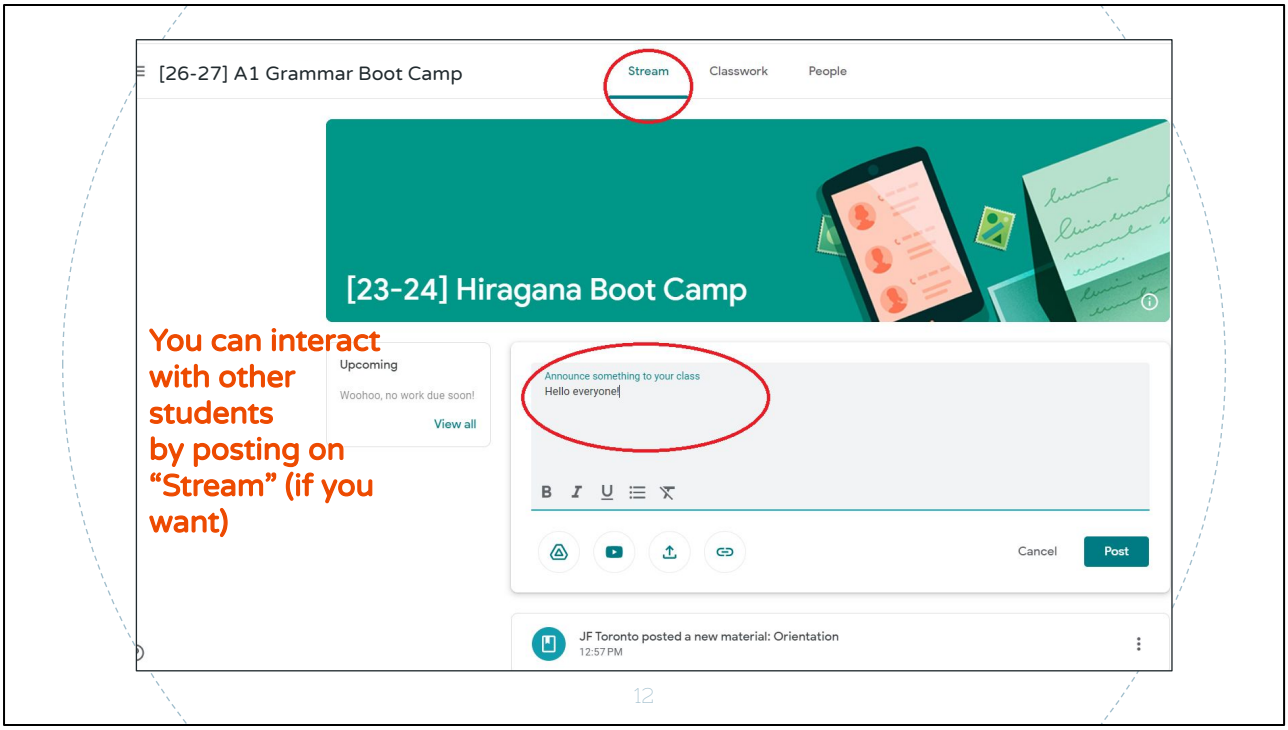

On Google Classroom you can also interact with other students. If you have questions, feel free to post them on the Stream, and help other students with their questions too!

Let's practice grammar over the break!

