

The background features a white space with several colorful circles and dashed lines. In the top left, there is a large teal circle with a white center, a smaller teal circle, and a dashed teal circle. In the top right, there is a large lime green circle, a smaller green circle, and a dashed green circle. In the bottom left, there is a large green circle with a white center, a smaller yellow-green circle, and a dashed yellow-green circle. In the bottom right, there is a large yellow circle, a smaller orange circle, and a dashed yellow circle. A large dashed grey circle is also present, partially enclosing the text.

JFT Online Kana Boot Camp

Goal

Lower-Levels

Have a good grasp of the Kana in only 3 weeks

Upper-Levels

Review and/or reinforce your Kana knowledge

When you are able to correctly identify and type the characters, you will get faster at reading, and learning Japanese will get much easier. So, the sooner you can learn the alphabets, the better!

Total: Basic Tasks + Extra

How to consolidate it in your long-term memory

Key :

- ❖ Repeated practice and consistency

Do this:

- ❖ Distribute the content over at least 1-2 weeks

Do *not*:

- ❖ Do more than 3 new tasks in a day

Repetition helps information stick faster, and more accurately!

Schedule

- Practice every day
- 5-10 mins per day
 - August 10 – August 30

Those who finish all the tasks by August 30 will be entered into a draw to win prizes!

The Hiragana Boot Camp and Katakana Boot Camp both have the same duration.

August 30 is the recommended end date. Course content will still be available to participants for review beyond August 30.

A decorative graphic featuring a large dashed light blue circle. Inside and around this circle are various colored shapes: a large green circle at the top left, a large cyan ring at the top center, a large yellow circle at the top right, a large orange circle at the bottom left, and a large yellow circle at the bottom right. Smaller circles in green, blue, orange, and cyan are scattered throughout. A blue circle containing white quotation marks is positioned above the main text.

“

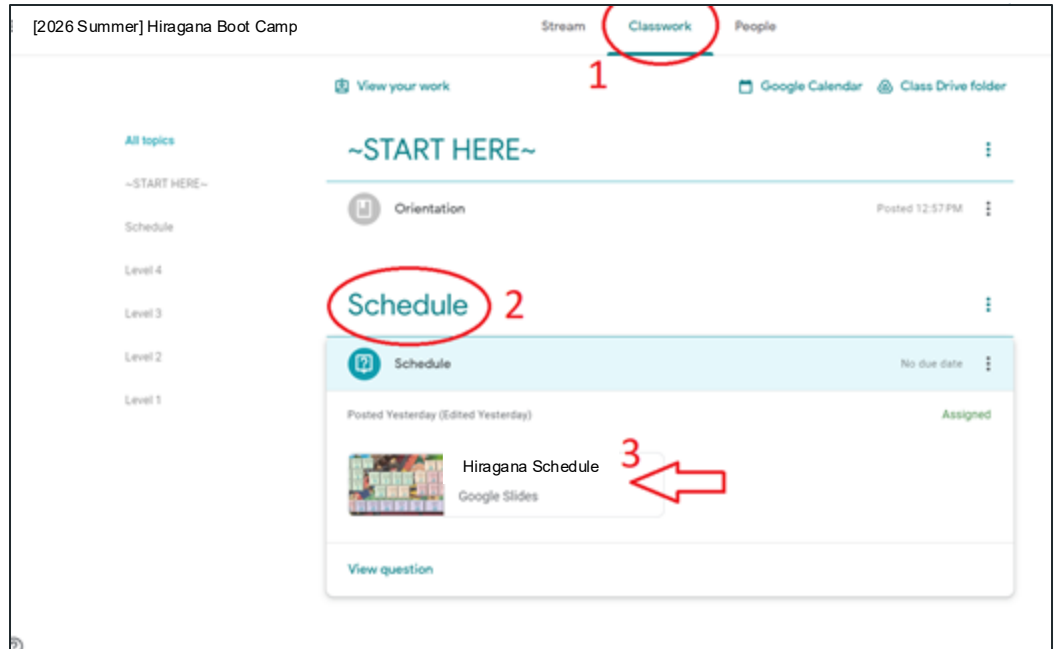
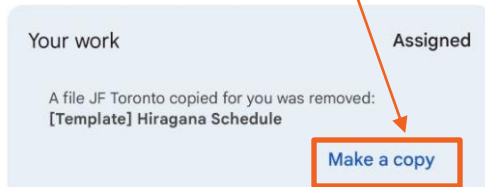
Continuing is easier if you turn practice into a habit.
E.g., making it a habit to always do one task after
breakfast, or during lunch break.

We recommend deciding on a time of the day to do the
tasks and incorporate them into your routine.

Getting Started

1. Fill out registration form on [our website](#) by **August 5**
2. Receive Google Classroom invite link by course start date
3. Using the link, join Google Classroom with your Google Account
4. Access "Classwork > Schedule" section
5. Open
"Hiragana Schedule" or
"Katakana Schedule"
(Google Slides file)

If a message shows the file was removed, click
"Make a copy"



Schedule



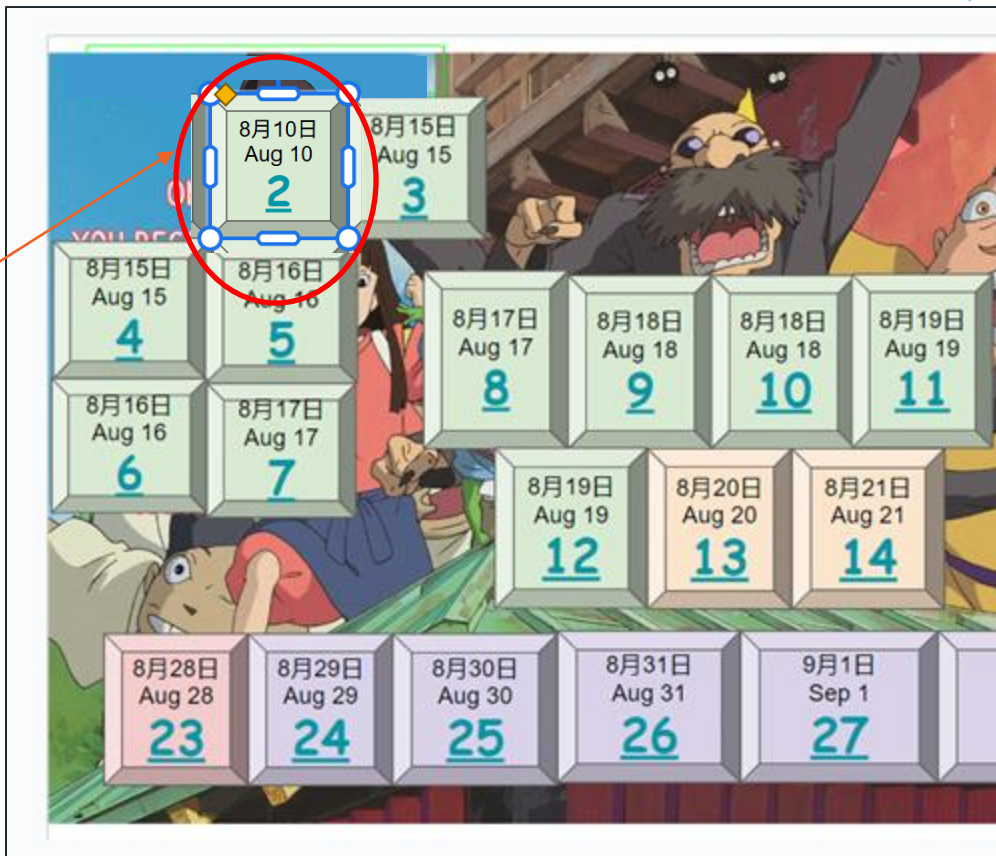
Click on the task number inside tile, then click the link to go to task

8月14日 Aug 14 1	8月14日 Aug 14 2	8月15日 Aug 15 3	Everyday			8月21日 Aug 21 15	8月22日 Aug 22 16	
8月15日 Aug 15 4	8月18日 Aug 18 5	8月17日 Aug 17 8	8月18日 Aug 18 9	8月18日 Aug 18 10	8月19日 Aug 19 11	8月22日 Aug 22 17	8月23日 Aug 23 18	8月24日 Aug 24 19
8月16日 Aug 16 6	8月17日 Aug 17 7	8月19日 Aug 19 12	8月20日 Aug 20 13	8月21日 Aug 21 14	8月25日 Aug 25 20	8月26日 Aug 26 21	8月27日 Aug 27 22	
8月28日 Aug 28 23	8月29日 Aug 29 24	8月30日 Aug 30 25	8月31日 Aug 31 26	9月1日 Sep 1 27	9月2日 Sep 2 28	9月3日 Sep 3 29		

Schedule

Upon finishing a task, remove the tile on your schedule slide.

To remove a tile, click on it (the tile will be highlighted with a blue border) and press delete or the backspace button on your keyboard.



☰ [2026 Summer] Hiragana Boo...

1. Listen and Repeat (あ ～そ)

JF Toronto • Jun 15

🗨️ Add class comment

1) Open the attached link. There are hiragana characters. You will study あ to そ (15 characters) here.

あいうえお
かきくけこ
さしすせそ

2) Click each speaker mark to listen to the hiragana pronunciation. Listen to the pronunciation carefully, you can listen several times, and repeat it.

[MARUGOTO Plus \(Starter A1\)](https://a1.marugotoweb.jp/en/hiragan)

<https://a1.marugotoweb.jp/en/hiragan>



Your work

Assigned

+ Add or create

Mark as done

For each of the daily tasks in Google Classroom, there is no need to "Mark as done" (the boot camp assignments will not be graded).

After completing the entire boot camp on the Schedule slide, click the "Turn In" button for this assignment.

☰ [2026 Summer] Hiragana Boo...

Open the Hiragana Schedule (Google Slides) linked below. In case you receive a message saying the file was removed, click "Make a Copy".

1. Click on the task number inside tile, then click the link to go to task.
2. Upon finishing a task, remove the tile on your schedule slide. To remove a tile, click on it (the tile will be highlighted with a blue border) and press delete or the backspace button on your keyboard. The slide will reveal a message after the completion of all tasks!
3. After completing the entire boot camp on the Schedule slide, click the "Turn In" button for this assignment. There is no need to "Mark as done" for each of the daily tasks in Google Classroom (the boot camp assignments will not be graded).

Your work

Assigned

_____ Hiragana Sched...
Google Slides



+ Add or create

Turn in

[2026 Summer] Hiragana Boot Camp

Stream Classwork People

[2026 Summer] Hiragana Boot Camp





Upcoming

Woohoo, no work due soon!


[View all](#)

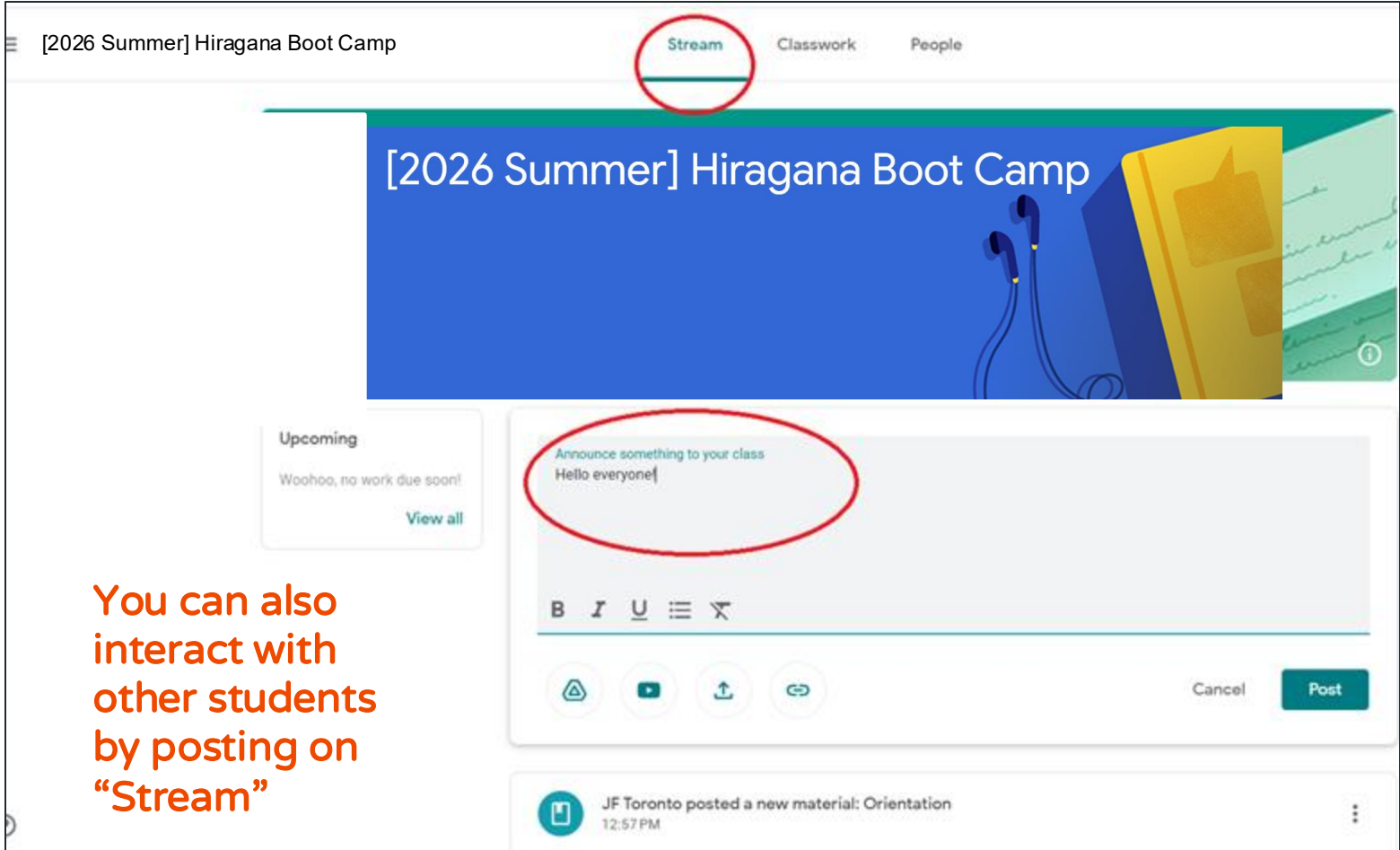
Announce something to your class
Hello everyone!

B *I* U ☰ ✕

Cancel **Post**

 JF Toronto posted a new material: Orientation
12:57 PM



You can also interact with other students by posting on “Stream”

Yes You Can
Become a
Kana **Master** !

